

# How to accept an invite on Family access

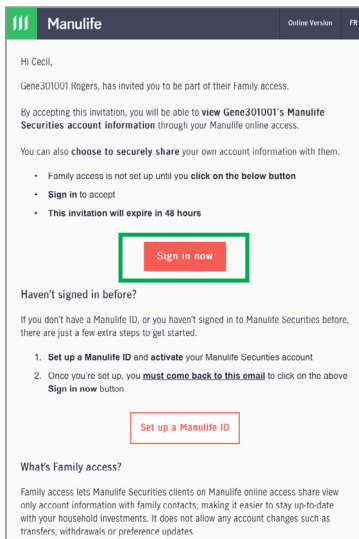
You've received an invite on Family access! This means, someone close to you wants to give you view-only access to their Manulife Securities account, making making it easier for you to stay up-to date on your family's account values.

## Before you accept your invite...

Invites are sent from someone close to you like parents, partners or adult children, who are also Manulife Securities account holders and are registered for Manulife online access.

## Get started with a few simple steps:

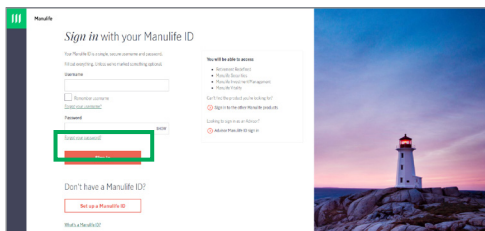
1. Select the SIGN IN coral button in the email.



2. Sign in to Manulife online access.

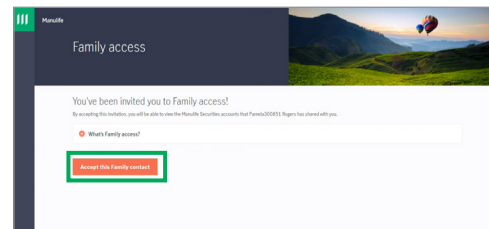
*\* If you have never signed in before you can set up a Manulife ID right here and register for Manulife online access as a Manulife Securities client.*

*After you register for Manulife online access you will need to go back to your email invite and click Sign in to accept.*



**i** Once you receive the invite, you'll have 48 hours to accept before it cancels.

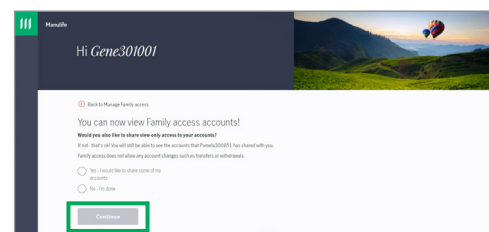
3. Accept this Family contact.



4. Complete, invite accepted.

5. You now have the option to share your view-only access with your family contacts by selecting YES.

*\* It's Ok to say No, I'm done. You will still be able to see the view-only accounts that were shared with you.*



**And that's it!**

Now you can view and share accounts of those close to you, anytime.

## Why are some accounts not shown?

Certain accounts can't be shared (like joint, trust, estate, and corporate accounts). For instance, joint accounts are already available to everyone who is authorized, so no need to share!