

How to find a document on Manulife online access

What can Manulife online access do for you?

Manulife online access is our digital platform, providing investors with secure online access to their investment documents.

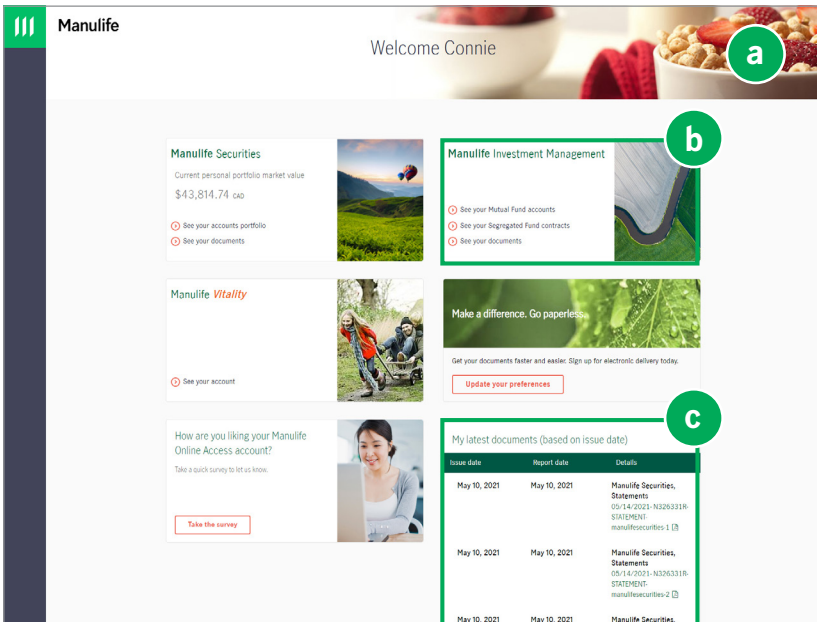
Get started with a few simple steps:

1. Sign in to Manulife online access using your **Manulife ID** by visiting Manulife.ca/easy.
2. This will bring you to the dashboard, with three different ways to access your documents. You can:
 - a. Click the top right menu **Profile** then select **Documents**
 - b. Click the **See my documents** link on your product tile
 - c. Click the document you wish to see in the **My latest document** box at the bottom of the dashboard



TIP!

Not on Manulife online access? Manulife Investment Management clients can register here: Manulife.ca/easy



Manulife Welcome Connie

Manulife Securities
Current personal portfolio market value
\$43,814.74 CAD
See your accounts portfolio
See your documents

Manulife Investment Management
See your Mutual Fund accounts
See your Segregated Fund contracts
See your documents

Manulife Vitality
See your account

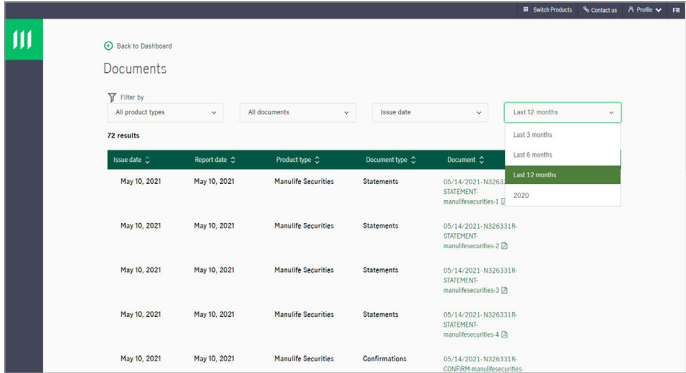
How are you liking your Manulife Online Access account?
Take a quick survey to let us know.
Take the survey

Make a difference. Go paperless.
Get your documents faster and easier. Sign up for electronic delivery today.
Update your preferences

My latest documents (based on issue date)

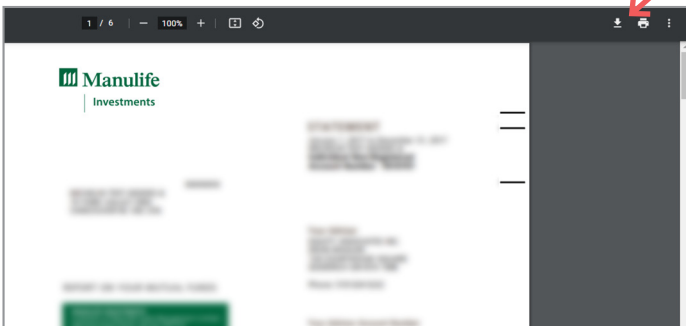
Issue date	Report date	Details
May 10, 2021	May 10, 2021	Manulife Securities, Statements 05/14/2021-N326331B-STATEMENT manulifesecurities-1 [E]
May 10, 2021	May 10, 2021	Manulife Securities, Statements 05/14/2021-N326331B-STATEMENT manulifesecurities-2 [E]
May 10, 2021	May 10, 2021	Manulife Securities,

3. If you access your documents through option a or b, you'll land in **Documents** (screen below) where you can use the filters at the top to sort documents by type, product or date.



4. See the document you want to download? Simply select it (it's a link). This includes any document you wish to select in **Documents**. The document is a PDF and will open in a new window.

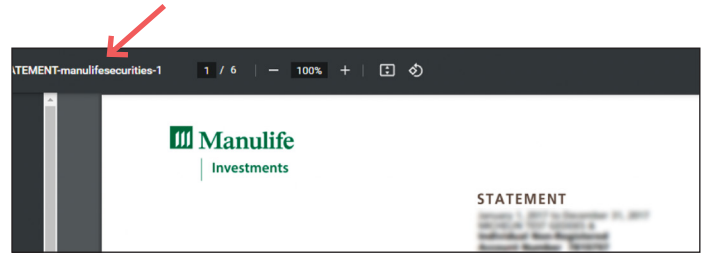
5. Once open, you'll see two icons in the top right. One is to print, the other is to download the PDF copy.




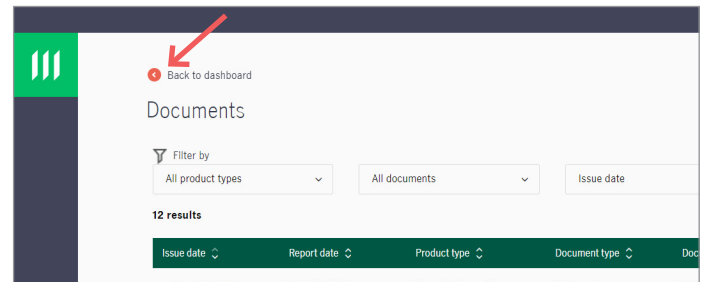
6. If you select the download icon a new window will appear, it will ask you where to save the PDF. You can also rename the PDF file at the same time.

 **Now that's
Faster. Easier. Safer.**

7. To return to **Documents** simply close the tab with the PDF document. The tab remaining will be your document.

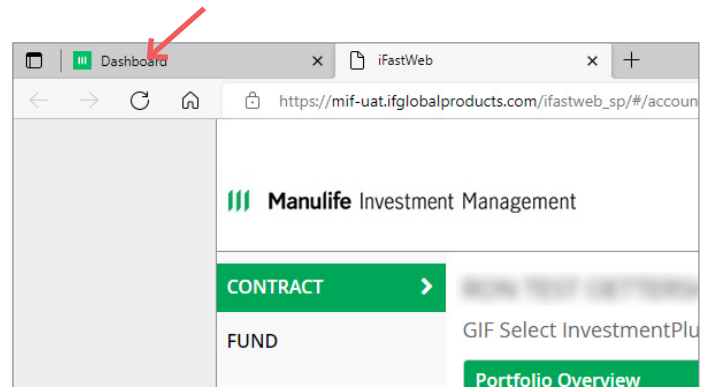


8. Once back in **Documents** you can click  to go back to the dashboard. The dashboard will allow you to navigate between products as well as view your account holdings.



Noteworthy

If you have accessed your Manulife Investment Management account view, it launches a new window. You will need to go back to the dashboard tab to access your PDF statement.



Have more questions?

Visit Manulife.ca/education for helpful resources and frequently asked questions.