

The Manulife online access experience:

Manulife Securities customers can now register for Manulife online access and benefit from:

- 24/7, mobile-friendly, easy-to-navigate account access
- All individual, joint, and non-individual contracts and accounts will display account balances, transactions, historical values, advisor contact information, annual, mid-year statements, and more.

The Manulife online access site provides you **Faster, Easier, and Safer** access to all your investment documents.

It offers:

- Self-registration and profile management
- The option to go paperless for all investment documents—just change your preferences. We will send you an email notification each time a document becomes available
- A modern, intuitive interface—optimized for viewing on laptop, tablet, and mobile devices
- Access to dedicated contact centres for registration, technical, and navigation support

For technical questions

Assistance is available Monday to Friday, 8 a.m. to 6 p.m. (ET).

Registration and technical support

Email: onlinesupport@manulife.com

Phone: 1-833-363-0699

General questions and navigation support:

Email: manulife_investments@manulife.com

Phone: 1-888-790-4387

For questions about investments, please continue to contact your advisor.

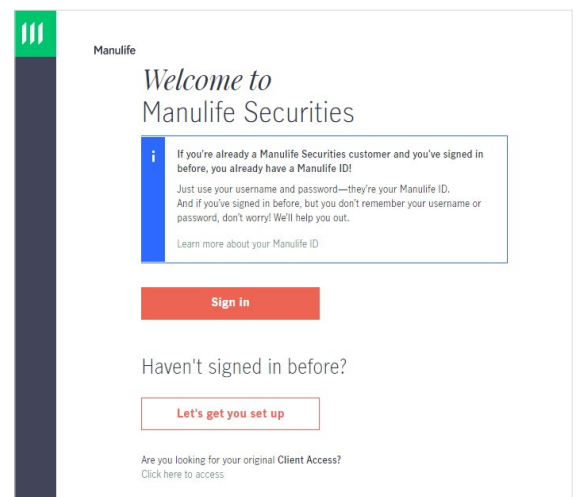


Registration is easy!

Get started today and go to:
www.manulife.ca/easy

Ready to sign up as
a **new user!**

Note: If you have viewed your investments online before, you already have a Manulife ID and **do NOT need** to sign up. You are **an existing user and can click Sign in** and use your existing username and password.



For more information, you can click on the link:
What's a Manulife ID

New users

As a new user, you will enter your name, date of birth, and email. You will be required to pick a unique username and password.

Note: There are links below with **Show more** that will provide tips on the different steps.

The screenshot shows the 'Set up Manulife ID' registration page. It includes fields for First name, Last name, Date of birth (Day, Month, Year), Email address, Username, Password, and Re-enter your password. A 'Why are we asking for this information?' section is partially visible. A 'Show more' link is present under the Username field.

Username tip under Show more

Do you have to use your email as a username?

No, you don't have to use your email as your username! In fact, it's better not to.

Here's why:

- if you share an email with someone, like your spouse, only one of you can use it as their username
- if you change the email you use with your Manulife ID, you'll need to remember to update your username, too, or they won't match

[Show less](#)

More tips available on the **Set up** Manulife ID web page.

Password tip under Show more

If you click **Show more** under password tip, the following information will be presented regarding password requirements:

Your password needs to follow these guidelines:

- between **8** and **64** characters long
- use at least one **uppercase** letter
- use at least one **lowercase** letter
- use at least one of these **special characters**: !"#%&'()*+,-./:;<=>?@[^\]^_`{|}~
- use at least one **number**
- **don't use a space**

[Show less](#)

Setting up multi-factor authentication

Once you complete the required fields to set up your Manulife ID, the next step is the multi-factor authentication.

The screenshot shows an email titled 'We just sent you an email, Your Name'. It contains instructions to check the email and click a link to confirm the email address. A 'Show more' link is visible at the bottom.

1. You will receive an activation email within 15 minutes.

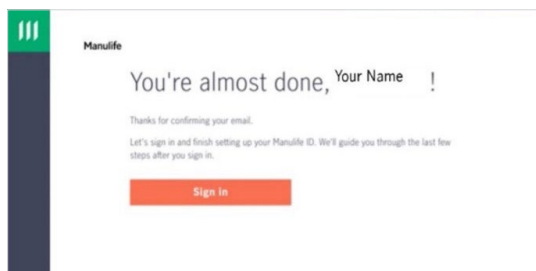
Note: Be sure to check your spam or junk folder if the email does not arrive in your inbox as expected.

2. You must action this email within 15 minutes by clicking the **Confirm my email address** button to validate your account.

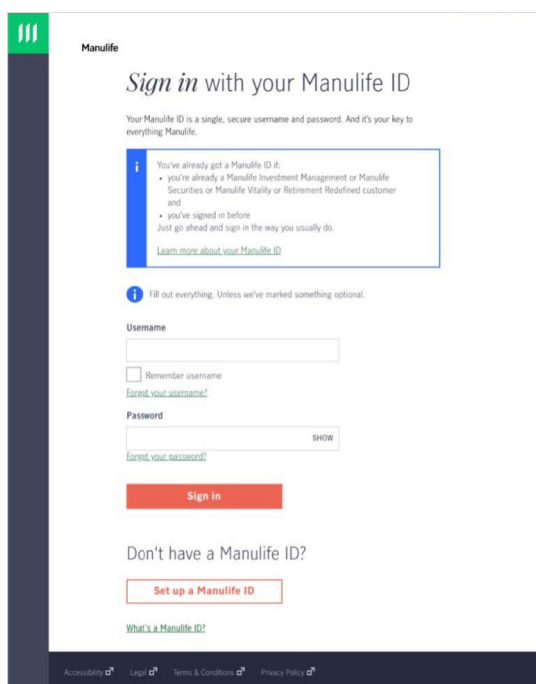
The screenshot shows a red button labeled 'Confirm my email address' with a green arrow pointing to it. The button is part of an email confirmation message.

Getting ready to connect your products

Once you click the **Confirm my email address** button in the email, you will be brought back to the site and prompted to sign in with the new credentials you just created.



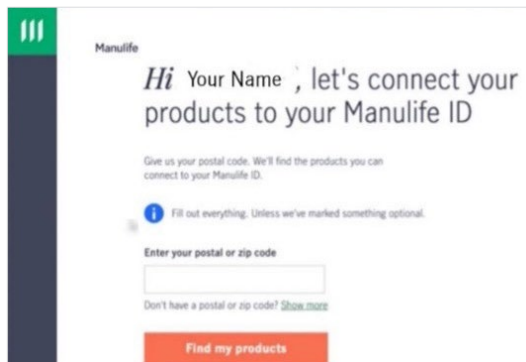
Enter the credentials you just set up.



Add a mobile number

Once signed in with your new credentials, you will be prompted to add a mobile number.

Note: This is an optional step. You can select to **Do it later**.



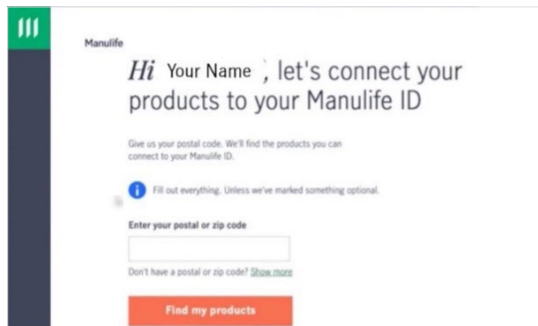
1. Enter your mobile number, click **Add number**.
2. A verification text with a code will be sent to your mobile number. This code will be required in order to proceed. You will only have 15 minutes to use the code (just like the email verification process outlined above).
3. **Enter the code** sent to your mobile and click **Continue**.

Congratulations, your Manulife ID is created. Now, let's connect your product.

Note: If a mobile number is not entered or you choose the **Do it later** option, you will be taken to the next screen **You're done**. Then, click **continue**.

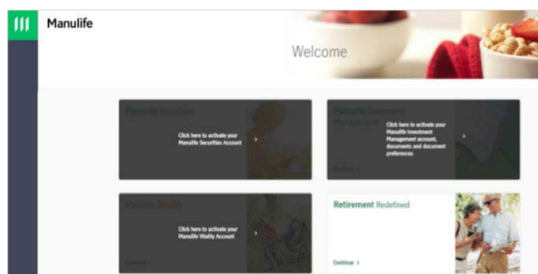
Connecting your Manulife Securities products

1. For your products to appear on the dashboard, you will start by **entering** your mailing address postal code.

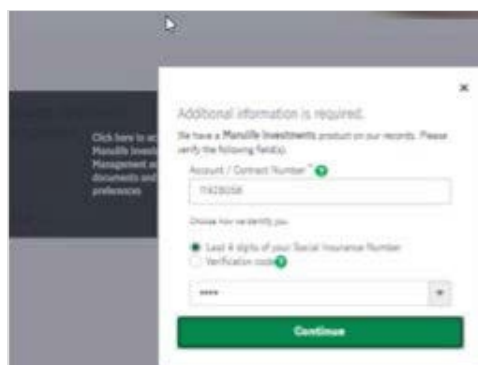


Your postal code, name, and date of birth will identify the accounts to be activated. This is shown on the welcome dashboard with grey squares.

2. **Click** on the grey square to activate that product.

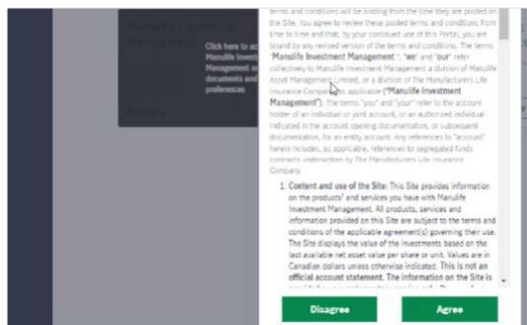


3. Once you click on the grey square to activate your product you will be asked for the **Account/Contract Number** and the last 4 digits of your **SIN (Social Insurance Number)**.



Manulife, Stylized M Design, and Manulife & Stylized M Design are trademarks of The Manufacturers Life Insurance Company and are used by it, and by its affiliates under license.

4. You will be asked to agree to the **Terms and Conditions**.

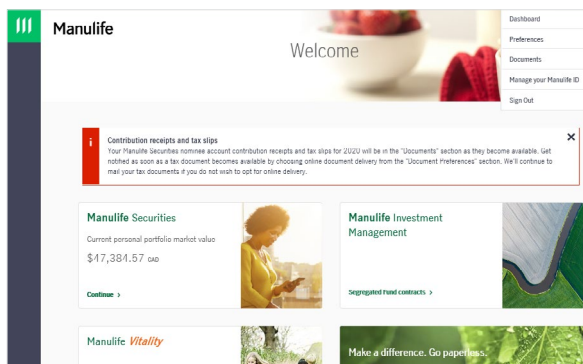


Our system will validate the information you provided with our records. Once your information is verified, (less than 5 minutes) your product will be live.

Registration is complete

You will be asked to read and agree to a second set of terms and conditions regarding your Securities account.

You will see the Manulife online access dashboard, with your Securities tile. Click **continue** to view your investment details.



Activation is easy

You will need to know information specific to the product you are activating. If you do not know that information, you can contact support directly.

- Manulife Investment Management: 1-888-790-4387
- Manulife Securities: 1-800-991-2121
- Manulife Vitality: 1-888-626-8543