

Connecting your Group Retirement account to your Manulife ID

Once you've created your Manulife ID, you'll need to connect your Group Retirement account to your Manulife ID. You'll only need to connect your account once. If prompted, select **Group Retirement** from your available products.

Have you signed in to Group Retirement before?

If you already have a Group Retirement or VIP Room account, you'll need to connect it to your Manulife ID. **Go to Step 4 below.**

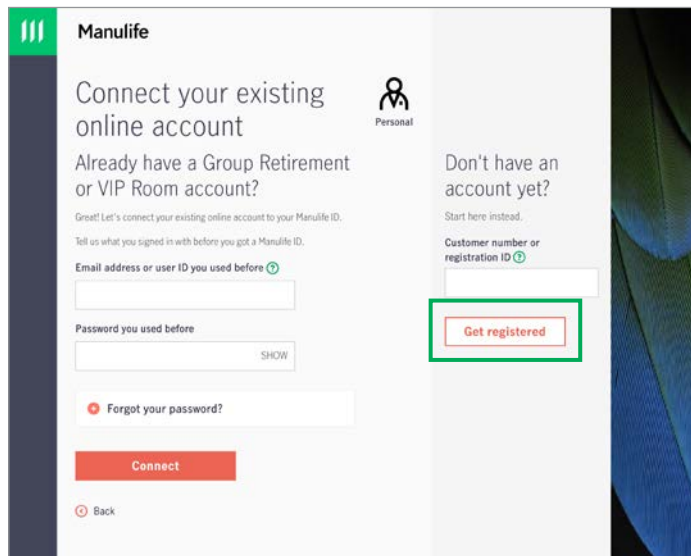
Never signed in to Group Retirement before?

If you've never signed in to the Group Retirement site, you'll need to register first. **Go to Step 1 below.**

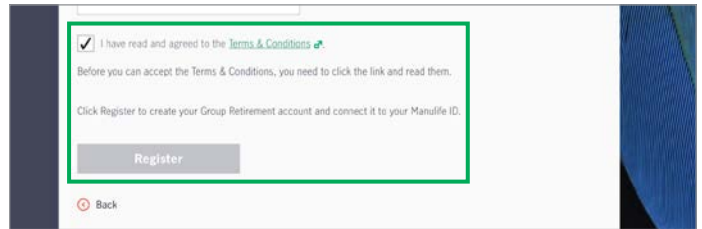
1. Enter your **Customer number** or **Registration ID** under *Don't have an account yet?*. You can find your Customer number or Registration ID in a letter or email we sent to you when we welcomed you to your program. We may refer to them by a different name, so if you don't know what to enter, click the question mark tool tips on the web page for more information.

Note: This is different from your Manulife ID credentials. If you can't find your Customer number or Registration ID, give us a call at 1-877-666-2764 and we'll get you what you need.

2. Click **Get registered** and follow the instructions on the screen.

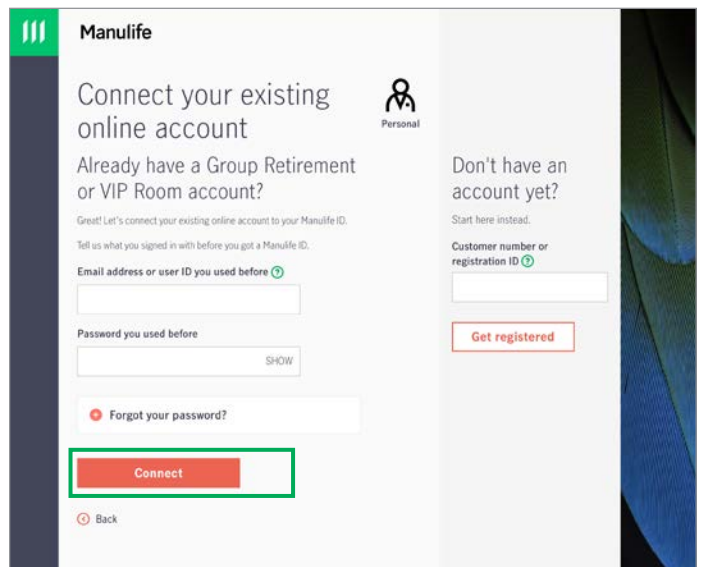


3. Click on the link to read the Terms & Conditions. Check the box to indicate that you've read and agree to the Terms & Conditions, then click **Register**.



Go to Step 5.

4. To connect your existing Group Retirement or VIP Room account, enter the credentials you used to sign in to your account *before* you created your new Manulife ID, then click **Connect**.

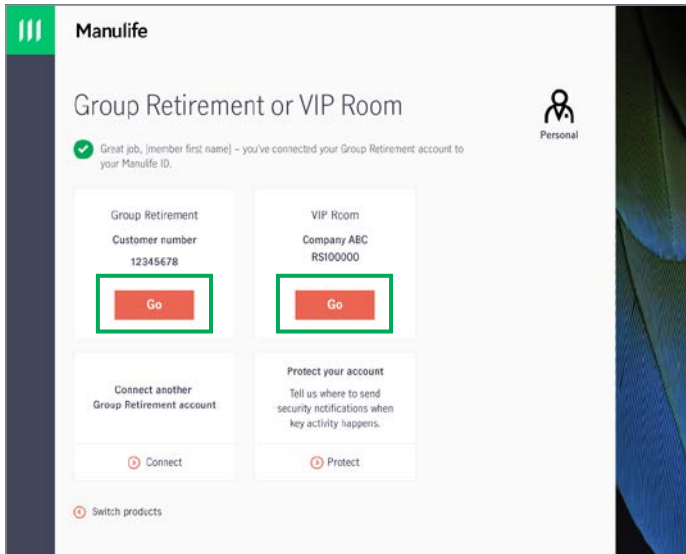


5. The next screen will show you all your connected Group Retirement accounts. Click **Go** to open an account.

Note: If you have an account that's not showing, repeat the steps to connect it separately. Click **Connect** under Connect another Group Retirement account to get started.

What if I forget my Manulife ID?

If you forget your Manulife ID username or password, we can help! Just select **Forgot your username?** or **Forgot your password?** on the sign in page.



Congratulations, your Group Retirement account(s) are now connected to your Manulife ID.

Need help?

You can find additional information — including FAQs, a step-by-step video, and more — on our support page at manulife.ca/membersupport.

Got questions?

If you have questions about your new Manulife ID or need help setting it up, call us at 1-877-666-2764, Monday to Friday, 8 a.m. to 8 p.m. ET.

For questions about your group retirement program, contact the person in your organization who's responsible for your group retirement program.